

# Zurich Investments Hedged Global Growth Share Scheme

ARSN 607 948 523

Financial statements for the year ended 30 June 2020



# Zurich Investments Hedged Global Growth Share Scheme

ARSN 607 948 523

## Special purpose annual report for the year ended 30 June 2020

### Contents

	<b>Page Number</b>
Directors' Report	<b>1 - 3</b>
Auditor's Independence Declaration	<b>4</b>
Financial Report	
Statement of Comprehensive Income	<b>5</b>
Balance Sheet	<b>6</b>
Statement of Changes in Equity	<b>7</b>
Statement of Cash Flows	<b>8</b>
Notes to the Financial Statements	<b>9 - 17</b>
Directors' Declaration	<b>18</b>
Independent Auditor's Report to the Unitholders of Zurich Investments Hedged Global Growth Share Scheme	<b>19</b>

These financial statements cover Zurich Investments Hedged Global Growth Share Scheme as an individual entity.

The Responsible Entity of the Zurich Investments Hedged Global Growth Share Scheme is Zurich Investment Management Limited.

The Responsible Entity's registered office is 5 Blue Street, North Sydney, NSW 2060.

## Directors' Report

The directors of Zurich Investment Management Limited (the "Responsible Entity"), the Responsible Entity of Zurich Investments Hedged Global Growth Share Scheme, present their report together with the financial statements of Zurich Investments Hedged Global Growth Share Scheme (the "Fund") for the year ended 30 June 2020.

### Principal activities

The Fund invests in Australian unlisted unit trusts, forward currency contracts and cash and cash equivalents. The investment policy of the Fund continues to be in accordance with the provisions of the Fund's Constitution.

The Fund did not have any employees during the year (2019: Nil).

There were no significant changes in the nature of the Fund's activities during the year.

### Directors

The following persons held office as directors of the Responsible Entity during the year or since the end of the year and up to the date of this report:

Justin S Delaney	Appointed 1 December 2019	
Marc J de Cure	Appointed 30 September 2015	Resigned 31 December 2019
Nicolette L Rubinsztein	Appointed 1 January 2020	
Paul J Bedbrook	Appointed 1 April 2012	
Timothy J Bailey	Appointed 4 March 2015	Resigned 1 December 2019

### Review and results of operations

The performance of the Fund, as represented by the results of its operations, was as follows:

	<b>Year ended</b>	
	<b>30 June 2020</b>	<b>30 June 2019</b>
Operating profit before finance costs attributable to unitholders (\$)	<u><b>13,054</b></u>	<u>978</u>
<i>Distributions</i>		
Distributions paid (\$)	<u><b>3</b></u>	<u>-</u>
Distributions payable (\$)	<u><b>14,654</b></u>	<u>3</u>
Distributions (cents per unit)	<u><b>19.5869</b></u>	<u>0.0338</u>

## **Directors' Report (continued)**

### **Significant changes in state of affairs**

In the opinion of the directors, there were no significant changes in the state of affairs of the Fund that occurred during the financial year.

### **Matters subsequent to the end of the financial year**

No matter or circumstance has arisen since 30 June 2020 that has significantly affected, or may significantly affect:

- (i) the operations of the Fund in future financial years, or
- (ii) the results of those operations in future financial years, or
- (iii) the state of affairs of the Fund in future financial years.

### **Likely developments and expected results of operations**

The Fund will continue to be managed in accordance with the investment objectives and guidelines as set out in the governing documents of the Fund and in accordance with the provisions of the Fund's Constitution.

The results of the Fund's operations will be affected by a number of factors, including the performance of investment markets in which the Fund invests. Investment performance is not guaranteed and future returns may differ from past returns. As investment conditions change over time, past returns should not be used to predict future returns.

### **Indemnity and insurance of officers and auditors**

No insurance premiums were paid for out of the assets of the Fund in regards to insurance cover provided to either the officers of the Responsible Entity or the auditors of the Fund. So long as the officers of the Responsible Entity act in accordance with the Fund's Constitution and the Law, the officers remain indemnified out of the assets of the Fund against losses incurred while acting on behalf of the Fund. The auditors of the Fund are in no way indemnified out of the assets of the Fund.

### **Fees paid to and interests held in the Fund by the Responsible Entity or its associates**

Fees paid to the Responsible Entity and its associates out of the Fund's property during the year are disclosed in note 9 to the financial statements.

No fees were paid out by the Fund to the directors of the Responsible Entity during the year.

The number of interests in the Fund held by the Responsible Entity or its associates as at the end of the financial year are disclosed in note 9 to the financial statements.

### **Interests in the Fund**

The movement in units on issue in the Fund during the year is disclosed in note 5 to the financial statements.

The value of the Fund's assets and liabilities is disclosed on the Balance Sheet and derived using the basis set out in note 2 to the financial statements.

### **Environmental regulation**

The operations of the Fund are not subject to any particular or significant environmental regulations under a Commonwealth, State or Territory law.

### **Rounding of amounts to the nearest dollar**

Amounts in the Directors' Report have been rounded to the nearest dollar in accordance with *ASIC Corporations (Rounding in Financial/Directors' Reports) Instrument 2016/191*, unless otherwise indicated.


## Directors' Report (continued)

### Auditor's Independence Declaration


A copy of the Auditor's Independence Declaration as required under Section 307C of the *Corporations Act 2001* is set out on page 4.

This report is made in accordance with a resolution of the directors.

Director

  
\_\_\_\_\_  
Paul J Bedbrook

Director

  
\_\_\_\_\_  
Justin S Delaney

Sydney

24 September 2020



## *Auditor's Independence Declaration*

As lead auditor for the audit of Zurich Investments Hedged Global Growth Share Scheme for the year ended 30 June 2020, I declare that to the best of my knowledge and belief, there have been:

- (a) no contraventions of the auditor independence requirements of the *Corporations Act 2001* in relation to the audit; and
- (b) no contraventions of any applicable code of professional conduct in relation to the audit.

A handwritten signature in blue ink, appearing to read 'Paul Collins', is written over the text area.

Paul Collins  
Partner  
PricewaterhouseCoopers

Sydney  
24 September 2020

---

**PricewaterhouseCoopers, ABN 52 780 433 757**  
One International Towers Sydney, Watermans Quay, Barangaroo, GPO BOX 2650, SYDNEY NSW 2001  
T: +61 2 8266 0000, F: +61 2 8266 9999, [www.pwc.com.au](http://www.pwc.com.au)  
Level 11, 1PSQ, 169 Macquarie Street, Parramatta NSW 2150, PO Box 1155 Parramatta NSW 2124  
T: +61 2 9659 2476, F: +61 2 8266 9999, [www.pwc.com.au](http://www.pwc.com.au)

Liability limited by a scheme approved under Professional Standards Legislation.

**Zurich Investments Hedged Global Growth Share Scheme**  
**Statement of Comprehensive Income**  
**For the year ended 30 June 2020**

**Statement of Comprehensive Income**

	Notes	Year ended	
		30 June 2020	30 June 2019
		\$	\$
<b>Investment income</b>			
Interest income		2	1
Distribution income		3,012	48
Net gains from financial assets at fair value through profit or loss		<u>10,252</u>	<u>1,022</u>
<b>Total net investment income</b>		<u>13,266</u>	<u>1,071</u>
<b>Expenses</b>			
Responsible Entity's fees	9	<u>212</u>	<u>93</u>
<b>Total operating expenses</b>		<u>212</u>	<u>93</u>
<b>Operating profit</b>		<u>13,054</u>	<u>978</u>
<b>Finance costs attributable to unitholders</b>			
Distributions to unitholders	6	(14,657)	(3)
(Increase)/decrease in net assets attributable to unitholders	5	<u>1,603</u>	<u>(975)</u>
<b>Profit/(loss) for the year</b>		-	-
Other comprehensive income		<u>-</u>	<u>-</u>
<b>Total comprehensive income for the year</b>		<u>-</u>	<u>-</u>

*The above Statement of Comprehensive Income should be read in conjunction with the accompanying notes.*

**Zurich Investments Hedged Global Growth Share Scheme**  
**Balance Sheet**  
**As at 30 June 2020**

**Balance Sheet**

	Notes	As at	
		30 June 2020 \$	30 June 2019 \$
<b>Assets</b>			
Cash and cash equivalents		8	10,771
Receivables		9	4
Accrued income		3,012	6
Financial assets at fair value through profit or loss	3	<u>110,829</u>	<u>218</u>
<b>Total assets</b>		<u>113,858</u>	<u>10,999</u>
<b>Liabilities</b>			
Distribution payable	6	14,654	3
Payables		94	8
Financial liabilities at fair value through profit or loss	4	<u>575</u>	<u>219</u>
<b>Total liabilities</b>		<u>15,323</u>	<u>230</u>
<b>Net assets attributable to unitholders - Liability</b>	5	<u>98,535</u>	<u>10,769</u>

*The above Balance Sheet should be read in conjunction with the accompanying notes.*



**Zurich Investments Hedged Global Growth Share Scheme  
Statement of Changes in Equity  
For the year ended 30 June 2020**

---

**Statement of Changes in Equity**

	Year ended	
	30 June 2020	30 June 2019
	\$	\$
<b>Total equity at the beginning of the financial year</b>	-	-
Profit/(loss) for the year	-	-
Other comprehensive income	-	-
<b>Total comprehensive income for the year</b>	<u>-</u>	<u>-</u>
Transactions with owners in their capacity as owners	-	-
<b>Total transactions with unitholders</b>	<u>-</u>	<u>-</u>
<b>Total equity at the end of the financial year</b>	<u><u>-</u></u>	<u><u>-</u></u>

Under Australian Accounting Standards, net assets attributable to unitholders are classified as a liability rather than equity. As a result there was no equity at the start or end of the year.

*The above Statement of Changes in Equity should be read in conjunction with the accompanying notes.*

**Zurich Investments Hedged Global Growth Share Scheme**  
**Statement of Cash Flows**  
**For the year ended 30 June 2020**

**Statement of Cash Flows**

	Notes	Year ended	
		30 June 2020	30 June 2019
		\$	\$
<b>Cash flows from operating activities</b>			
Proceeds from sale of financial assets at fair value through profit or loss		5	10,869
Purchase of financial assets at fair value through profit or loss		(100,003)	(4)
Interest received		3	-
Responsible Entity's fees paid		(126)	(93)
Other expenses paid		<u>(5)</u>	<u>(2)</u>
<b>Net cash inflow/(outflow) from operating activities</b>	7(a)	<u>(100,126)</u>	<u>10,770</u>
<b>Cash flows from financing activities</b>			
Proceeds from applications by unitholders		100,000	-
Payments for redemptions by unitholders		(10,636)	-
Distributions paid		<u>(1)</u>	<u>-</u>
<b>Net cash inflow from financing activities</b>		<u>89,363</u>	<u>-</u>
<b>Net increase/(decrease) in cash and cash equivalents</b>		(10,763)	10,770
Cash and cash equivalents at the beginning of the year		<u>10,771</u>	<u>1</u>
<b>Cash and cash equivalents at the end of the year</b>		<u>8</u>	<u>10,771</u>
Non-cash financing activities	7(b)	<u>5</u>	<u>1,507</u>

*The above Statement of Cash Flows should be read in conjunction with the accompanying notes.*

## **1 General information**

These financial statements cover Zurich Investments Hedged Global Growth Share Scheme (the "Fund") as a registered managed investment scheme. The Fund was registered on 14 September 2015.

The Responsible Entity of the Fund is Zurich Investment Management Limited (the "Responsible Entity"). The Responsible Entity's registered office is 5 Blue Street, North Sydney, NSW 2060. The financial statements are presented in the Australian currency.

The Fund invests in Australian unlisted unit trusts, forward currency contracts and cash and cash equivalents. The investment policy of the Fund continues to be in accordance with the provisions of the Fund's Constitution.

The financial statements were authorised for issue by the directors on 24 September 2020. The directors of the Responsible Entity have the power to amend and reissue the financial statements.

## **2 Summary of significant accounting policies**

The principal accounting policies applied in the preparation of these financial statements are set out below. These policies have been consistently applied to all years presented, unless otherwise stated.

### **(a) Basis of preparation**

These special purpose financial statements have been prepared in accordance with Australian Accounting Standards and Interpretations issued by the Australian Accounting Standards Board ("AASB") and the *Corporations Act 2001* in Australia. The Fund is a for profit unit trust for the purpose of preparing the financial statements.

The financial statements are prepared on the basis of fair value measurement of assets and liabilities except where otherwise stated.

The Balance Sheet is presented on a liquidity basis. Assets and liabilities are presented in decreasing order of liquidity and do not distinguish between current and noncurrent. All material balances are expected to be recovered or settled within 12 months, except for investments in financial assets and net assets attributable to unitholders. The amount expected to be recovered or settled within 12 months after the end of each reporting period cannot be reliably determined.

The Fund manages financial assets at fair value through profit or loss based on the economic circumstances at any given point in time, as well as to meet any liquidity requirements. As such, it is expected that a portion of the portfolio will be realised within 12 months, however, an estimate of that amount cannot be determined as at Balance Sheet date.

In the case of net assets attributable to unitholders, the units are redeemed on demand at the unitholders' option. However, holders of these instruments typically retain them for the medium to long term. As such, the amount expected to be settled within 12 months cannot be reliably determined.

### **(b) Financial instruments**

#### *(i) Classification*

The Fund classifies its investments based on its business model for managing those financial assets and the contractual cash flow characteristics of the financial assets. The Fund's portfolio of financial assets is managed and performance is evaluated on a fair value basis in accordance with the Fund's documented investment strategy. The Fund's policy is for the Responsible Entity to evaluate the information about these financial instruments on a fair value basis together with other related financial information.

#### *(ii) Recognition/derecognition*

The Fund recognises financial assets and financial liabilities on the date it becomes party to the contractual agreement (trade date) and recognises changes in the fair value of the financial assets or financial liabilities from this date.

Investments are derecognised when the contractual right to receive cash flows from the investments have expired or have been transferred, and the Fund has transferred substantially all of the risks and rewards of ownership.

## **2 Summary of significant accounting policies (continued)**

### **(b) Financial instruments (continued)**

#### *(iii) Measurement*

At initial recognition, the Fund measures financial assets and financial liabilities at fair value. Transaction costs of financial assets carried at fair value through profit or loss are expensed in the Statement of Comprehensive Income.

Subsequent to initial recognition, all financial assets and financial liabilities at fair value through profit or loss are measured at fair value. Gains and losses arising from changes in the fair value of the 'financial assets or financial liabilities at fair value through profit or loss' category are presented in the Statement of Comprehensive Income within 'net gains or losses from financial assets at fair value through profit or loss' in the period in which they arise. This also includes dividend expense on short sales of securities, which have been classified at fair value through profit or loss.

### **(c) Net assets attributable to unitholders**

Units are redeemable at the unitholders' option, however, applications and redemptions may be suspended by the responsible entity if it is in the best interests of the unitholders.

The units can be put back to the Fund at any time for cash based on the redemption price, which is equal to a proportionate share of the Fund's net asset value attributable to the unitholders.

The units are carried at the redemption amount that is payable at Balance Sheet date if the holder exercises the right to put the unit back to the Fund. This amount represents the expected cash flows on redemption of these units.

Under AASB 132 *Financial Instruments: Presentation*, puttable financial instruments are classified as equity where certain strict criteria are met. The Fund classifies the net assets attributable to unit holders as financial liabilities as they do not satisfy all of the following criteria:

- the puttable financial instrument entitles the holder to a pro-rata share of net assets in the event of the Fund's liquidation;
- the puttable financial instrument is in the class of instruments that is subordinate to all other classes of instruments and class features are identical;
- the puttable financial instrument does not include any contractual obligations to deliver cash or another financial asset, or to exchange financial instruments with another entity under potentially unfavourable conditions to the Fund, and it is not a contract settled in the Fund's own equity instruments; and
- the total expected cash flows attributable to the puttable financial instrument over the life are based substantially on the profit or loss.

### **(d) Cash and cash equivalents**

For the purpose of presentation in the Statement of Cash Flows, cash and cash equivalents includes cash on hand, deposits held at call with financial institutions, other short-term, highly liquid investments with original maturities of three months or less from the date of acquisition that are readily convertible to known amounts of cash and which are subject to an insignificant risk of changes in value.

Payments and receipts relating to the purchase and sale of investment securities are classified as cash flows from operating activities, as movements in the fair value of these securities represent the Fund's main income generating activity. Gains from forward currency contracts, and losses from foreign currency contracts are also classified as cash flows from operating activities under proceeds from sale of financial instruments, and purchase of financial instruments respectively.

### **(e) Investment income**

Interest income from financial assets at amortised cost is recognised on a time-proportionate basis using the effective interest method and includes interest from cash and cash equivalents.

Interest from financial assets at fair value through profit or loss is determined based on the contractual coupon interest rate and includes interest from debt securities.

Distribution income from financial assets at fair value through profit or loss is recognised in the Statement of Comprehensive Income within distribution income when the Fund's right to receive payments is established.

Other changes in fair value for such instruments are recorded in accordance with the policies described in note 2(b) to the financial statements.

## **2 Summary of significant accounting policies (continued)**

### **(f) Expenses**

All expenses, including Responsible Entity's fees, are recognised in the Statement of Comprehensive Income on an accruals basis.

### **(g) Income tax**

Under current legislation, the Fund is not subject to income tax as unitholders are presently entitled to the income of the Fund.

The benefits of imputation credits and foreign tax paid are passed on to unitholders.

### **(h) Distributions**

Distributions are payable as set out in the Fund's product disclosure statement. Such distributions are determined by the Responsible Entity of the Fund. Distributable income includes capital gains arising from the disposal of financial assets and liabilities held for trading. Unrealised gains and losses on financial assets and liabilities held for trading that are recognised as income are transferred to net assets attributable to unitholders and are not assessable and distributable until realised. Capital losses are not distributed to unitholders but are retained to be offset against any realised capital gains.

### **(i) Increase/decrease in net assets attributable to unitholders**

Income not distributed is included in net assets attributable to unitholders. Movements in net assets attributable to unitholders are recognised in the profit or loss as finance costs.

### **(j) Foreign currency translation**

#### *(i) Functional and presentation currency*

Items included in the Fund's financial statements are measured using the currency of the primary economic environment in which it operates (the "functional currency"). This is the Australian dollar, which reflects the currency of the economy in which the Fund competes for funds and is regulated. The Australian dollar is also the Fund's presentation currency.

#### *(ii) Transactions and balances*

Foreign currency transactions are translated into the functional currency using the exchange rates prevailing at the date of the transactions. Foreign exchange gains and losses resulting from the settlement of such transactions and from the translations at year end exchange rates of monetary assets and liabilities denominated in foreign currencies are recognised in the Statement of Comprehensive Income.

Non-monetary items that are measured at fair value in a foreign currency are translated using the exchange rates at the date when the fair value was determined. Translation differences on assets and liabilities carried at fair value are reported in Statement of Comprehensive Income on a net basis within net gains or losses from financial assets at fair value through profit or loss.

### **(k) Due from/to brokers**

Amounts due from/to brokers represent receivables for securities sold and payables for securities purchased that have been contracted for but not yet delivered by the end of the year. The due from the brokers balance is held for collection and consequently measured at amortised cost.

These amounts are recognised initially at fair value and subsequently measured at amortised cost. At each reporting date, the Fund shall measure the loss allowance on amounts due from broker at an amount equal to the lifetime expected credit losses if the credit risk has increased significantly since initial recognition. If, at the reporting date, the credit risk has not increased significantly since initial recognition, the Fund shall measure the loss allowance at an amount equal to 12 months of expected credit losses. Significant financial difficulties of the broker, probability that the broker will enter bankruptcy or financial reorganisation, and default in payments are all considered indicators that a loss allowance may be required. If the credit risk increases to the point that it is considered to be credit impaired, interest income will be calculated based on the gross carrying amount adjusted for the loss allowance. A significant increase in credit risk is defined by management as any contractual payment which is more than 30 days past due. Any contractual payment which is more than 90 days past due is considered credit impaired.

### **(l) Receivables and accrued income**

Receivables may include amounts for interest and trust distributions. Trust distributions are accrued when the right to receive payment is established. Interest is accrued at the end of each reporting period from the time of last payment in accordance with the policy set out in note 2(e) above. Amounts are generally received within 30 days of being recorded as receivables.

## **2 Summary of significant accounting policies (continued)**

### **(m) Payables**

Payables include liabilities and accrued expenses owing by the Fund which are unpaid as at the end of the reporting period.

A separate distribution payable is recognised in the Balance Sheet as at the end of each reporting period where this amount remains unpaid as at the end of the reporting period.

### **(n) Applications and redemptions**

Applications received for units in the Fund are recorded net of any entry fees payable prior to the issue of units in the Fund. Redemptions from the Fund are recorded gross of any exit fees payable after the cancellation of units redeemed.

### **(o) Goods and Services Tax (GST)**

The GST incurred on the costs of various services provided to the Fund by third parties such as custodial services and investment management fees have been passed on to the Fund, where applicable. The Fund qualifies for Reduced Input Tax Credits (RITC) at a rate of at least 55%; hence the investment management fees, custodial fees and other expenses have been recognised in the Statement of Comprehensive Income net of the amount of GST recoverable from the Australian Taxation Office (ATO). Accounts payable are inclusive of GST. The net amount of GST recoverable from the ATO is included in receivables in the Balance Sheet. Cash flows relating to GST are included in the Statement of Cash Flows on a gross basis.

### **(p) Comparative revisions**

Comparative information has been revised where appropriate to enhance comparability. Where necessary, comparative figures have been adjusted to conform with changes in presentation in the current year.

### **(q) Use of estimates**

The Fund makes estimates and assumptions that affect the reported amounts of assets and liabilities within the next financial year. Estimates are continually evaluated and based on historical experience and other factors, including expectations of future events that are believed to be reasonable under the circumstances.

For the majority of the Fund's financial instruments, quoted market prices are readily available. However, certain financial instruments, for example over the counter derivatives or unquoted securities, are fair valued using valuation techniques. Where valuation techniques (for example, pricing models) are used to determine fair values, they are validated and periodically reviewed by experienced personnel of the Responsible Entity, independent of the area that created them.

Models use observable data, to the extent practicable. However, areas such as credit risk (both own and counterparty), volatilities and correlations require management to make estimates. Changes in assumptions about these factors could affect the reported fair value of financial instruments.

For certain other financial instruments, including amounts due from/to brokers and payables, the carrying amounts approximate fair value due to the immediate or short term nature of these financial instruments.

### **(r) New accounting standards and interpretations**

A number of new standards, amendments to standards and interpretations are effective for annual reporting periods beginning after 1 July 2020 and have not been early adopted in preparing these financial statements. None of these are expected to have a material effect on the financial statements of the Fund.

### **(s) Rounding of amounts**

The Fund is an entity of a kind referred to in *ASIC Corporations (Rounding in Financial/Directors' Reports) Instrument 2016/191*, relating to the "rounding off" amounts in the financial statements. Amounts in the financial statements have been rounded off to the nearest dollar unless otherwise indicated.

### 3 Financial assets at fair value through profit or loss

	As at	
	30 June 2020	30 June 2019
	Fair value \$	Fair value \$
Derivatives	7,973	9
Unlisted unit trusts	<u>102,856</u>	<u>209</u>
<b>Total financial assets at fair value through profit or loss</b>	<b><u>110,829</u></b>	<b><u>218</u></b>
<b>Comprising:</b>		
<b>Derivatives</b>		
Forward currency contracts	<u>7,973</u>	<u>9</u>
Total derivatives	<u>7,973</u>	<u>9</u>
<b>Unlisted unit trusts</b>		
Australian unlisted equity trusts	<u>102,856</u>	<u>209</u>
Total unlisted unit trusts	<u>102,856</u>	<u>209</u>
<b>Total financial assets at fair value through profit or loss</b>	<b><u>110,829</u></b>	<b><u>218</u></b>

### 4 Financial liabilities at fair value through profit or loss

	As at	
	30 June 2020	30 June 2019
	Fair value \$	Fair value \$
Derivatives	<u>575</u>	<u>219</u>
<b>Total financial liabilities at fair value through profit or loss</b>	<b><u>575</u></b>	<b><u>219</u></b>
<b>Comprising:</b>		
<b>Derivatives</b>		
Forward currency contracts	<u>575</u>	<u>219</u>
Total derivatives	<u>575</u>	<u>219</u>
<b>Total financial liabilities at fair value through profit or loss</b>	<b><u>575</u></b>	<b><u>219</u></b>

## 5 Net assets attributable to unitholders

Movement in the number of units and net assets attributable to unitholders during the year were as follows:

	As at			
	30 June 2020	30 June 2019	30 June 2020	30 June 2019
	No.	No.	\$	\$
Opening balance	9,285	7,857	10,769	8,287
Applications	83,998	-	100,000	-
Redemptions	(9,170)	-	(10,636)	-
Units issued upon reinvestment of distributions	5	1,428	5	1,507
Increase/(decrease) in net assets attributable to unitholders	-	-	(1,603)	975
<b>Closing balance</b>	<b>84,118</b>	<b>9,285</b>	<b>98,535</b>	<b>10,769</b>

There are no separate classes of units and each unit has the same rights attaching to it as all other units of the Fund.

Units are redeemed on demand at the unitholder's option. However, holders of these instruments typically retain them for the medium to long term. As such, the amount expected to be settled within 12 months after the end of the reporting period cannot be reliably determined.

### Capital risk management

The Fund considers its net assets attributable to unitholders as capital, notwithstanding net assets attributable to unitholders are classified as a liability. The amount of net assets attributable to unitholders can change significantly on a daily basis as the Fund is subject to daily applications and redemptions at the discretion of unitholders.

Daily applications and redemptions are reviewed relative to the liquidity of the Fund's underlying assets on a daily basis by the Responsible Entity. Under the terms of the Fund's Constitution, the Responsible Entity has the discretion to reject an application for units and to defer or adjust a redemption of units if the exercise of such discretion is in the best interests of unitholders.

The Fund's investment strategy remains unchanged and it continues to hold direct investments which provide exposure to liquid assets including equity securities, income securities, interest earnings and cash equivalent securities. As such, the Fund will meet any capital requirements from the liquidation of liquid assets, which include cash and cash equivalents.

## 6 Distributions to unitholders

The distributions during the year were as follows:

	Year ended			
	30 June 2020		30 June 2019	
	\$	CPU	\$	CPU
Distributions paid				
- 31 December	3	2.1657	-	0.0024
Distributions payable				
- 30 June	<u>14,654</u>	<u>17.4212</u>	<u>3</u>	<u>0.0314</u>
<b>Total distributions paid and payable by the Fund</b>	<b><u>14,657</u></b>	<b><u>19.5869</u></b>	<b><u>3</u></b>	<b><u>0.0338</u></b>



## 7 Reconciliation of operating profit/(loss) to cash inflow/(outflow) from operating activities

	Year ended	
	30 June 2020	30 June 2019
	\$	\$
<b>(a) Reconciliation of operating profit/(loss) to net cash inflow/(outflow) from operating activities</b>		
Operating profit for the year	13,054	978
Net gains from financial assets at fair value through profit or loss	(10,252)	(1,022)
Proceeds from sale of financial assets at fair value through profit or loss	5	10,869
Purchase of financial assets at fair value through profit or loss	(100,003)	(4)
Net change in accrued income and receivables	(3,011)	1,516
Net change in payables	86	-
Distributions reinvested	(5)	(1,567)
<b>Net cash inflow/(outflow) from operating activities</b>	<b>(100,126)</b>	<b>10,770</b>
<b>(b) Non-cash financing and investing activities</b>		
During the year, the following distribution payments were satisfied by the issue of units under the distribution reinvestment plan	<u>5</u>	<u>1,507</u>

## 8 Remuneration of auditor

During the year the following fees were paid or payable for services provided by the auditor of the Fund.

	Year ended	
	30 June 2020	30 June 2019
	\$	\$
<b>PricewaterhouseCoopers</b>		
Audit and other assurance services		
Audit and review of financial statements	14,348	13,465
Audit of compliance plan	<u>4,388</u>	<u>4,009</u>
Total remuneration for audit and other assurance services	<u>18,736</u>	<u>17,474</u>
<b>Total remuneration of PricewaterhouseCoopers</b>	<b><u>18,736</u></b>	<b><u>17,474</u></b>

All audit fees were borne by the Responsible Entity during the year ended 30 June 2020 and 30 June 2019.

## 9 Related party transactions

### Responsible Entity

The Responsible Entity of the Fund is Zurich Investment Management Limited (ABN 56 063 278 400).

### Key management personnel

Key management personnel include persons who were directors of the Responsible Entity at any time during the year or since the end of the year and up to the date of this report are as follows:

Justin S Delaney	Appointed 1 December 2019	
Marc J de Cure	Appointed 30 September 2015	Resigned 31 December 2019
Nicolette L Rubinsztein	Appointed 1 January 2020	
Paul J Bedbrook	Appointed 1 April 2012	
Timothy J Bailey	Appointed 4 March 2015	Resigned 1 December 2019

There were no other persons with responsibility for planning, directing and controlling the activities of the Responsible Entity of the Fund, directly or indirectly during the financial year.

### Responsible Entity's fees and other transactions

Under the terms of the Fund's Constitution, the Responsible Entity is entitled to receive a management fee of 0.98% of the Fund's Net Asset Value (inclusive of GST, net of RITC available to the Fund) calculated on average daily net assets.

All related party transactions are conducted on normal commercial terms and conditions. The transactions during the year and amounts payable at year end between the Fund and the Responsible Entity were as follows:

	Year ended	
	30 June 2020	30 June 2019
	\$	\$
Responsible Entity's fees for the year	212	93
Total fees payable to the Responsible Entity as at the end of the year	94	8

### Transactions with key management personnel

Key management personnel services are provided by the Responsible Entity and included in the management fees disclosed above. There is no separate charge for these services. There was no compensation paid directly by the Fund to any of the key management personnel.

### Key management personnel unitholdings

The key management personnel of the Responsible Entity do not hold units or an interest in units in the Fund directly, or indirectly through a related party.

### Key management personnel remuneration

Key management personnel are paid by Zurich Financial Services Australia Limited, the ultimate Australian parent entity of the Responsible Entity. Payments made from the Fund do not include any amounts directly attributable to key management personnel remuneration.

### Key management personnel loan disclosures

The Fund has not made, guaranteed or secured, directly or indirectly, any loans to the key management personnel or their personally related entities at any time during the reporting period.

## 9 Related party transactions (continued)

### Related party unitholdings

Parties related to the Fund including the Responsible Entity, its affiliates or other funds managed by the Responsible Entity held units in the Fund as follows:

<b>30 June 2020</b>	<b>Number of units held</b>	<b>Fair value of investments</b>	<b>Interest held</b>	<b>Distribution paid/payable by the Fund</b>
<b>Unitholder</b>	<b>Units</b>	<b>\$</b>	<b>%</b>	<b>\$</b>
Zurich Investment Management Limited	120	141	0.14	24

<b>30 June 2019</b>	<b>Number of units held</b>	<b>Fair value of investments</b>	<b>Interest held</b>	<b>Distribution paid/payable by the Fund</b>
<b>Unitholder</b>	<b>Units</b>	<b>\$</b>	<b>%</b>	<b>\$</b>
Zurich Investment Management Limited	118	137	1.27	-

### Investments

The Fund held investments in the following schemes which were also managed by the Responsible Entity or its related parties:

<b>30 June 2020</b>	<b>Number of Units held</b>	<b>Fair value of investments</b>	<b>Interest held</b>	<b>Distributions received/receivable</b>
<b>Unitholder</b>	<b>Units</b>	<b>\$</b>	<b>%</b>	<b>\$</b>
Zurich Investments Unhedged Global Growth Share Scheme	41,274	102,856	0.04	3,012

<b>30 June 2019</b>	<b>Number of Units held</b>	<b>Fair value of investment</b>	<b>Interest held</b>	<b>Distribution received/receivable</b>
<b>Unitholder</b>	<b>Units</b>	<b>\$</b>	<b>%</b>	<b>\$</b>
Zurich Investments Unhedged Global Growth Share Scheme	89	209	-	48

### Other transactions within the Fund

Apart from those details disclosed in this note, no directors have entered into a material contract with the Fund during the financial year and there were no material contracts involving directors' interests subsisting at year end.

## 10 Events occurring after the reporting period

No significant events have occurred since the end of the reporting date which would impact on the financial position of the Fund disclosed in the Balance Sheet as at 30 June 2020 or on the results and cash flows of the Fund for the year ended on that date.

## 11 Contingent assets, liabilities and commitments

There are no outstanding contingent assets, liabilities or commitments as at 30 June 2020 (2019: Nil).


## **Directors' Declaration**

In the opinion of the directors of the Responsible Entity:


- (a) the financial statements and notes set out on pages 5 to 17 are in accordance with the *Corporations Act 2001*, including:
  - (i) complying with Accounting Standards, the *Corporations Regulations 2001* and other mandatory professional reporting requirements; and
  - (ii) giving a true and fair view of the Fund's financial position as at 30 June 2020 and of its performance for the financial year ended on that date; and
- (b) there are reasonable grounds to believe that the Fund will be able to pay its debts as and when they become due and payable.

This declaration is made in accordance with a resolution of the directors.

Director

  
\_\_\_\_\_  
Paul J Bedbrook

Director

  
\_\_\_\_\_  
Justin S Delaney

Sydney

24 September 2020



## *Independent auditor's report*

To the unitholders of Zurich Investments Hedged Global Growth Share Scheme

---

### *Our opinion*

In our opinion:

The accompanying financial report of Zurich Investments Hedged Global Growth Share Scheme (the Fund) is in accordance with the *Corporations Act 2001*, including:

- (a) giving a true and fair view of the Fund's financial position as at 30 June 2020 and of its financial performance for the year then ended
- (b) complying with Australian Accounting Standards to the extent described in Note 2 and the *Corporations Regulations 2001*.

### *What we have audited*

The financial report comprises:

- the balance sheet as at 30 June 2020
- the statement of comprehensive income for the year then ended
- the statement of changes in equity for the year then ended
- the statement of cash flows for the year then ended
- the notes to the financial statements, which include a summary of significant accounting policies
- the declaration of the directors.

---

### *Basis for opinion*

We conducted our audit in accordance with Australian Auditing Standards. Our responsibilities under those standards are further described in the *Auditor's responsibilities for the audit of the financial report* section of our report.

We believe that the audit evidence we have obtained is sufficient and appropriate to provide a basis for our opinion.

### *Independence*

We are independent of the Fund in accordance with the auditor independence requirements of the *Corporations Act 2001* and the ethical requirements of the Accounting Professional and Ethical Standards Board's APES 110 *Code of Ethics for Professional Accountants (including Independence Standards)* (the Code) that are relevant to our audit of the financial report in Australia. We have also fulfilled our other ethical responsibilities in accordance with the Code.

---

### *Emphasis of matter - basis of accounting and restriction on use*

We draw attention to Note 2 in the financial report, which describes the basis of accounting. The financial report has been prepared for the purpose of fulfilling the directors' financial reporting responsibilities under the *Corporations Act 2001*. As a result, the financial report may not be suitable for another purpose. Our report is intended solely for the Fund and its unitholders and should not be used by parties other than the Fund and its unitholders. Our opinion is not modified in respect of this matter.

---

#### **PricewaterhouseCoopers, ABN 52 780 433 757**

One International Towers Sydney, Watermans Quay, Barangaroo, GPO BOX 2650, SYDNEY NSW 2001

T: +61 2 8266 0000, F: +61 2 8266 9999, [www.pwc.com.au](http://www.pwc.com.au)

Level 11, 1PSQ, 169 Macquarie Street, Parramatta NSW 2150, PO Box 1155 Parramatta NSW 2124

T: +61 2 9659 2476, F: +61 2 8266 9999, [www.pwc.com.au](http://www.pwc.com.au)

Liability limited by a scheme approved under Professional Standards Legislation.



---

### *Other information*

The directors are responsible for the other information. The other information comprises the information included in the annual report for the year ended 30 June 2020, but does not include the financial report and our auditor's report thereon.

Our opinion on the financial report does not cover the other information and accordingly we do not express any form of assurance conclusion thereon.

In connection with our audit of the financial report, our responsibility is to read the other information and, in doing so, consider whether the other information is materially inconsistent with the financial report or our knowledge obtained in the audit, or otherwise appears to be materially misstated.

If, based on the work we have performed on the other information that we obtained prior to the date of this auditor's report, we conclude that there is a material misstatement of this other information, we are required to report that fact. We have nothing to report in this regard.

---

### *Responsibilities of the directors for the financial report*

The directors of the Fund are responsible for the preparation of the financial report that gives a true and fair view and have determined that the basis of preparation described in Note 2 to the financial report is appropriate to meet the requirements of the *Corporations Act 2001* and is appropriate to meet the needs of the unitholders. The directors' responsibility also includes such internal control as the directors determine is necessary to enable the preparation of the financial report that gives a true and fair view and is free from material misstatement, whether due to fraud or error.

In preparing the financial report, the directors are responsible for assessing the ability of the Fund to continue as a going concern, disclosing, as applicable, matters related to going concern and using the going concern basis of accounting unless the directors either intend to liquidate the Fund or to cease operations, or have no realistic alternative but to do so.

---

### *Auditor's responsibilities for the audit of the financial report*

Our objectives are to obtain reasonable assurance about whether the financial report as a whole is free from material misstatement, whether due to fraud or error, and to issue an auditor's report that includes our opinion. Reasonable assurance is a high level of assurance, but is not a guarantee that an audit conducted in accordance with the Australian Auditing Standards will always detect a material misstatement when it exists. Misstatements can arise from fraud or error and are considered material if, individually or in the aggregate, they could reasonably be expected to influence the economic decisions of users taken on the basis of the financial report.

A further description of our responsibilities for the audit of the financial report is located at the Auditing and Assurance Standards Board website at: [http://www.auasb.gov.au/auditors\\_responsibilities/ar4.pdf](http://www.auasb.gov.au/auditors_responsibilities/ar4.pdf). This description forms part of our auditor's report.

PricewaterhouseCoopers

Paul Collins  
Partner

Sydney  
24 September 2020